

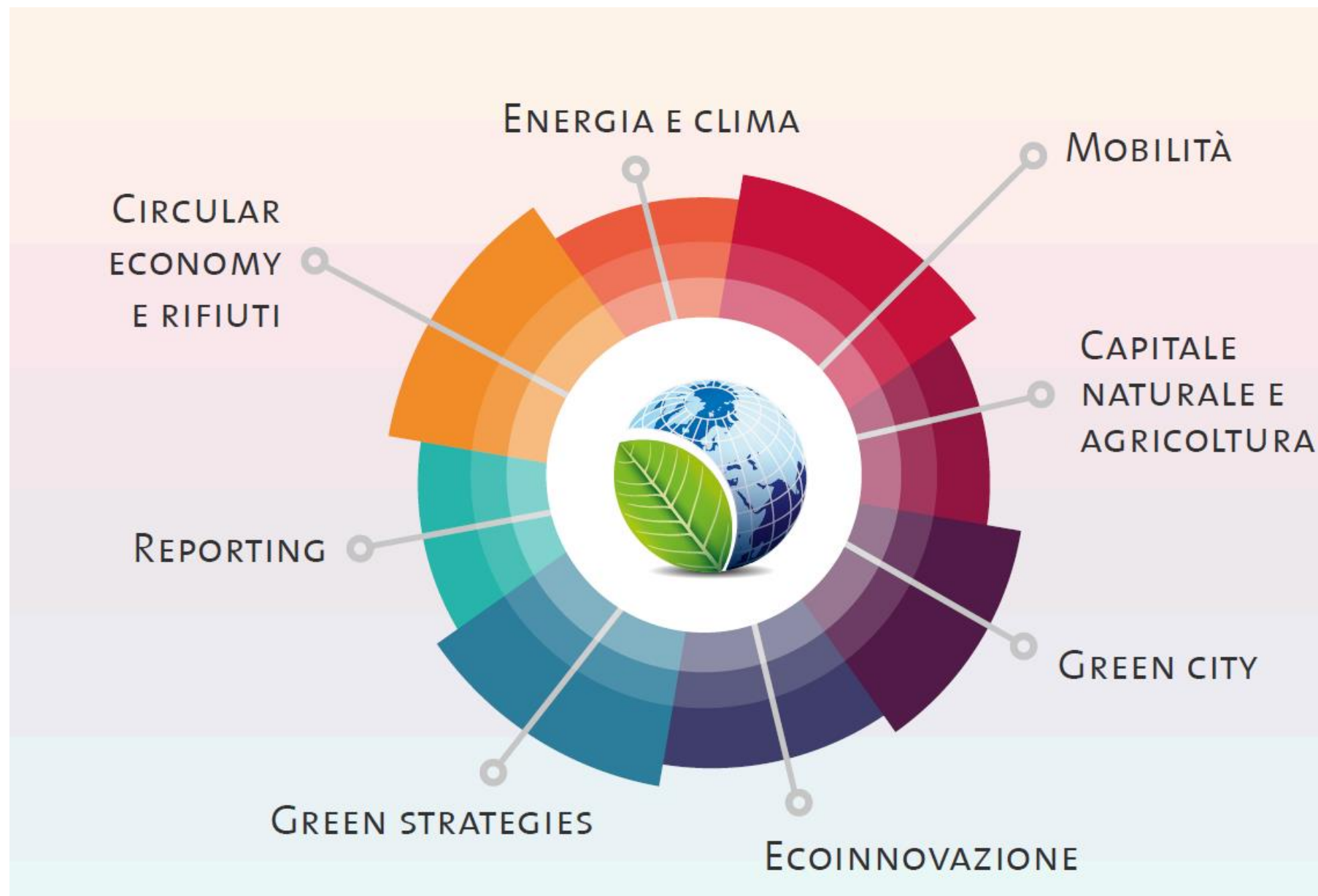
2019



FONDAZIONE  
PER LO SVILUPPO  
SOSTENIBILE

Sustainable Development Foundation

[www.fondazionevilupposostenibile.org](http://www.fondazionevilupposostenibile.org)



FLAGSHIP



Green  
economy  
*report*



*i4C* Italy  
for climate

**Trade Mission**



Italy

~ The Netherlands 2010







# ITALIAANSE ZAKEN

DUURZAAM ONDERNEMEN



Rome, November 23<sup>rd</sup> 2011, h. 9.00  
Confindustria, Sala Pininfarina, Viale dell'Astronomia 30



Kingdom of the Netherlands



Rome, 17<sup>th</sup> September • 9.00



Kingdom of the Netherlands

# SMART MOBILITY FOR LIVEABLE CITIES

Italy and The Netherlands - Comparing solutions for a new urban mobility  
International best practices



European Mobility Week • Roma Capitale • Campidoglio, Sala Protomoteca



EXPOBICI  
2014  
THE BIKES CYCLING EXHIBITION - MILANO 2014 - 2015



Kingdom of the Netherlands



THE  
NETHERLANDS  
guest country  
at EXPOBICI

# NETHERLANDS-ITALIAN ROUND TABLE TO PROMOTE POLICIES FOR CYCLING

EXCHANGE OF EXPERIENCES BETWEEN DECISION MAKERS AND EXPERTS



PADOVA • SATURDAY, 20<sup>TH</sup> SEPTEMBER 2014, 14.30 H. • PADOVAFIERE, EXPOBICI - ROOM 7 B, HALL 7









# GREEN ECONOMY PERSPECTIVES

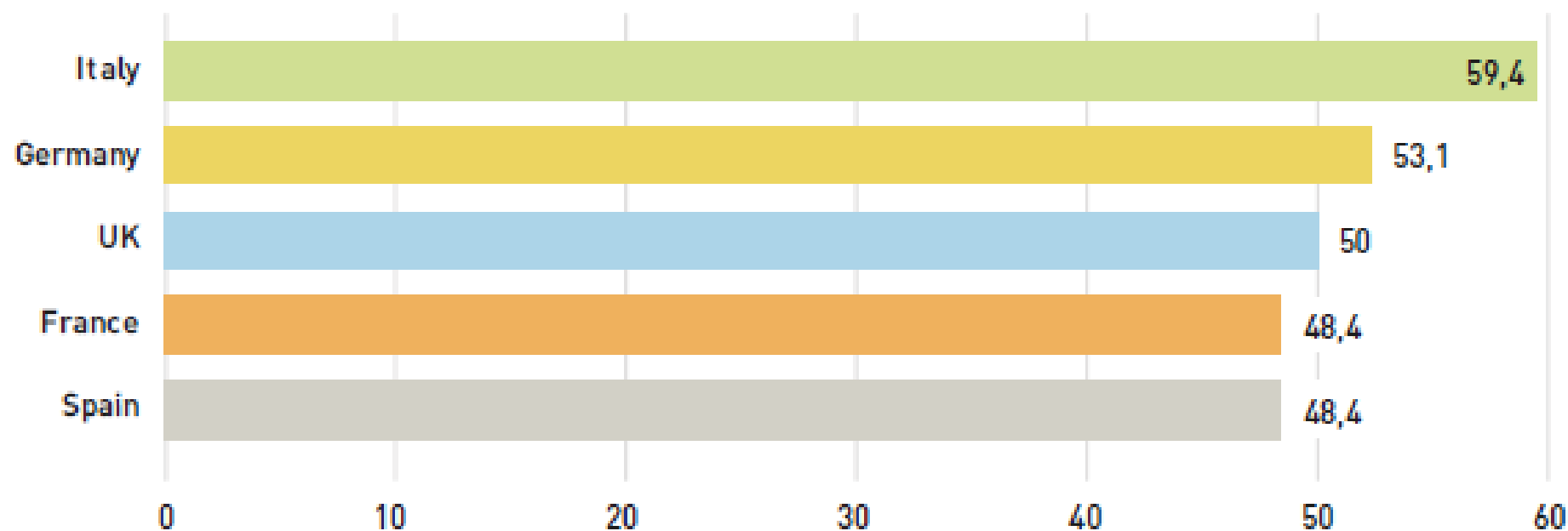
## Italy Outlook 2017



IN COOPERATION WITH  
**ING** 

# N°1 ITALY AND THE GREEN ECONOMY

Industry performance indexes of the five major European economies

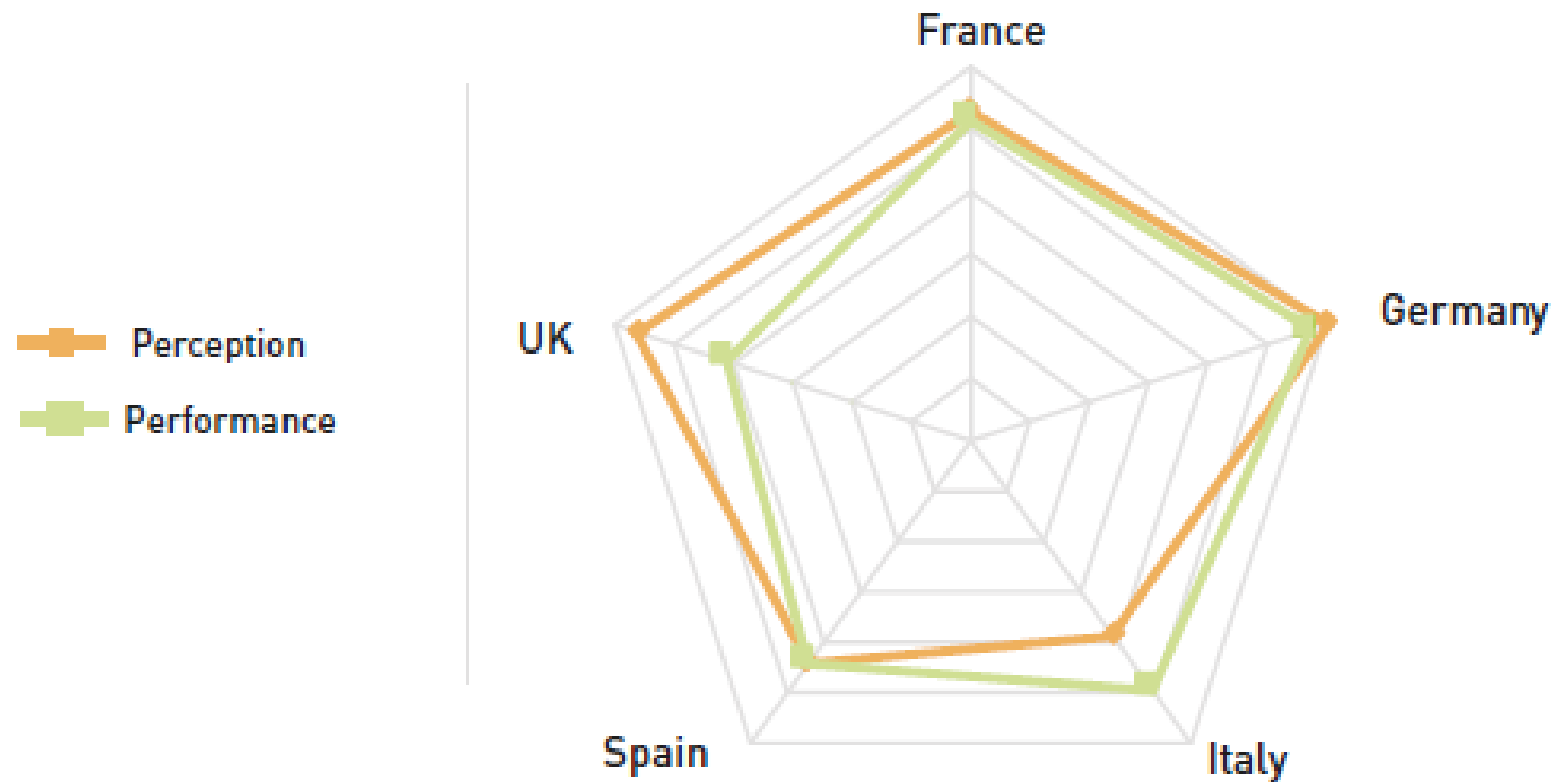


Source: Sustainable Development Foundation



# N°29 THE PERCEPTION OF ITALY WORLDWIDE

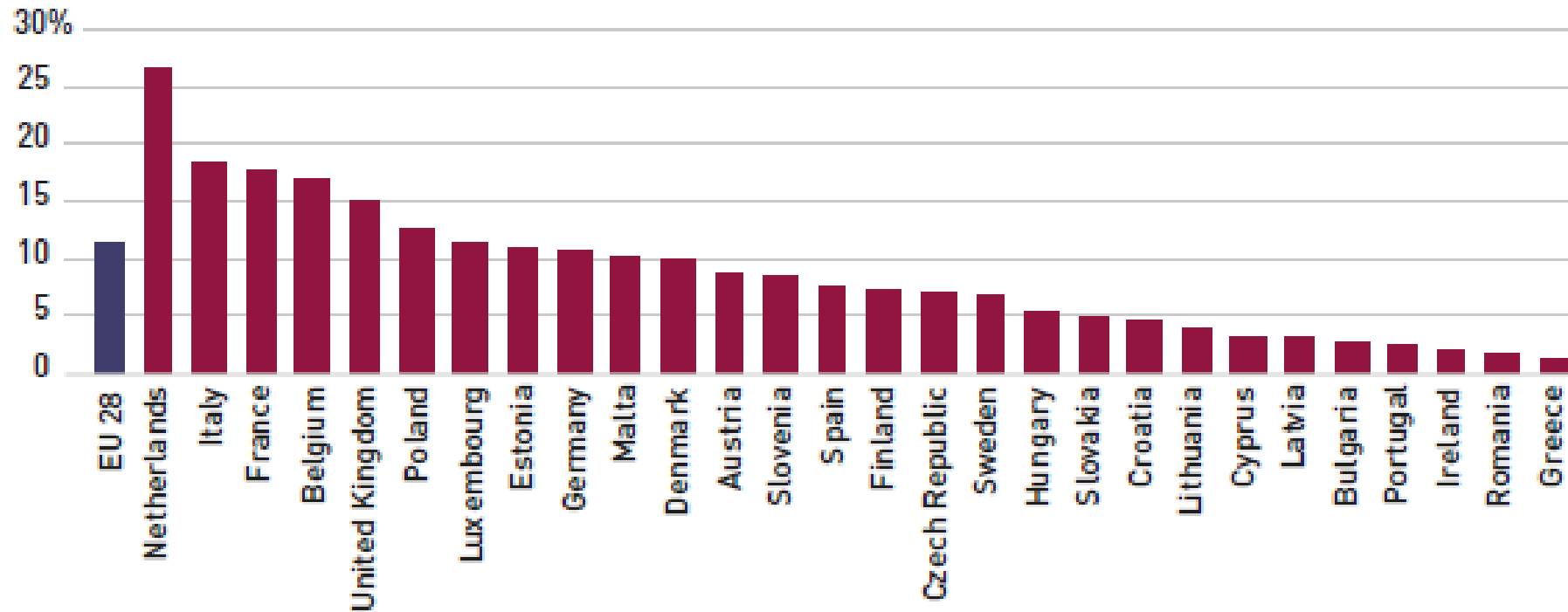
Italian performance and perception positioning indexes compared with main European countries



Source: Dual Citizen

# 18.5% OF RECYCLED MATERIALS STAY IN THE LOOP

Circular material use rate in EU28, 2014



Source: Eurostat



## **In Italy the green economy is moving forward: «green» businesses have reached 42%**

---

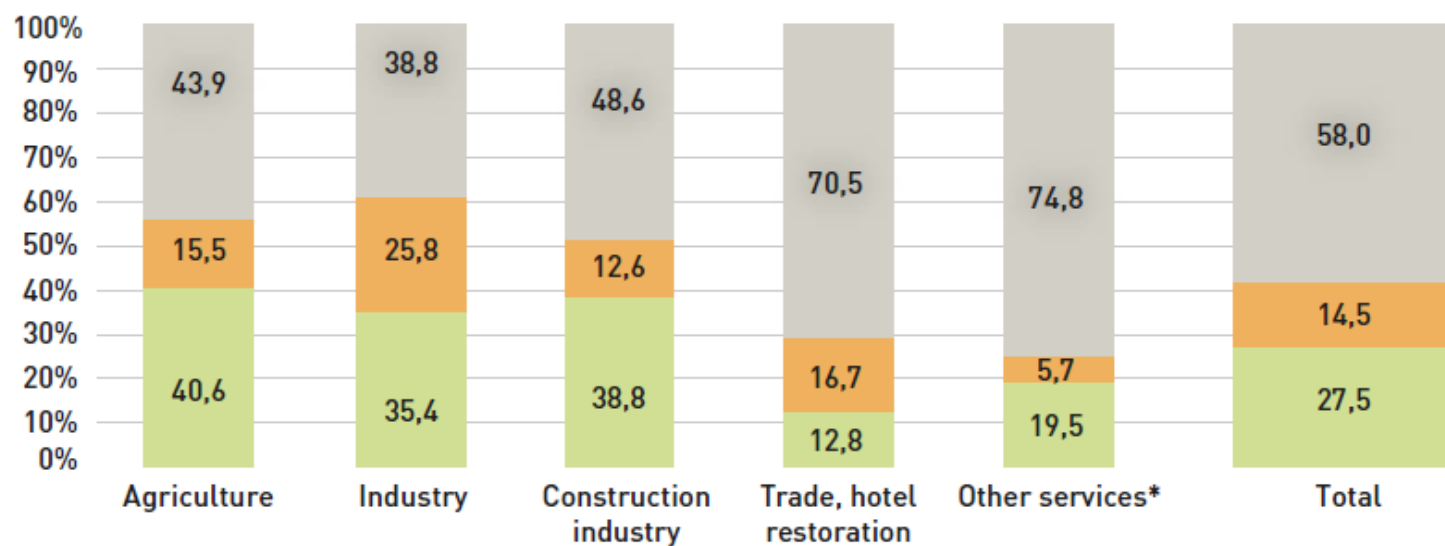
The transition towards a "green economy" - a low-carbon, resource-efficient and natural resource conservation model - is already underway.

In Italy, the share of "Core-Green" businesses (those that produce goods or environmental services) and of "Go-Green" companies (which do not invest in products with environmental value, but still innovate their processes and strategies, including the "green theme" in their industrial strategies) has grown.

In 2012, according to the research conducted by the Foundation, "Core-Green" and "Go-Green" companies represent 42% of all Italian businesses.

# 42% GREEN COMPANIES

Green businesses by sector in Italy



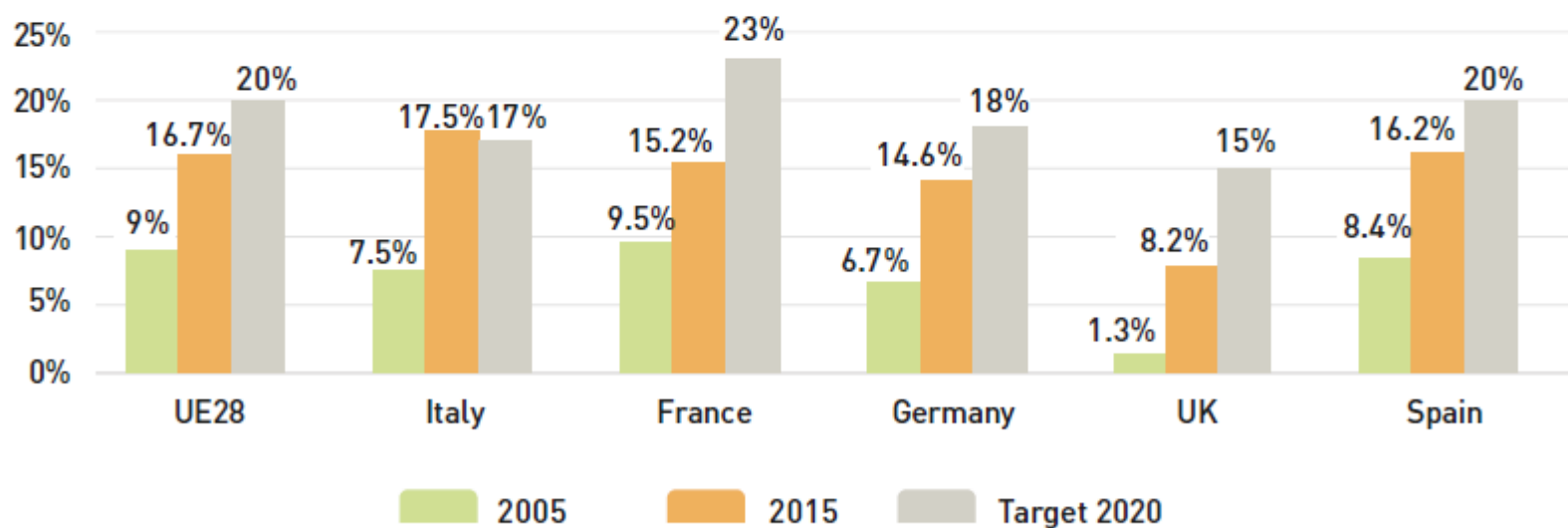
\*transports, real estate, financial services... Core-Green Go-Green Other business

Source: Sustainable Development Foundation (Using Pragma data, 2015)



# N°1 IN RENEWABLES

Share of renewable energy in gross final energy consumption of major European economies and EU28 average: data 2005, 2015 and 2020 target



Source: Eurostat



## **It is one of the best performer in the recycling sector**

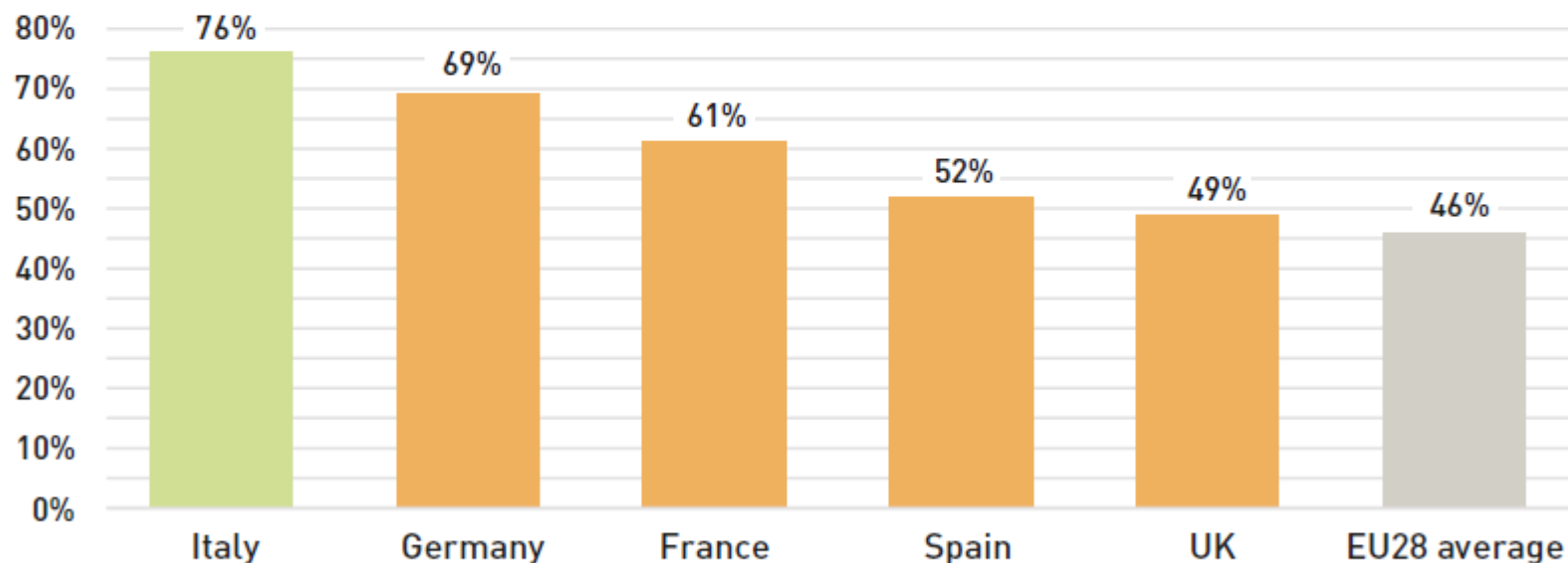
---

The Italian economy is characterized by relatively low commodity consumption, which has led to a high level of productivity: for every kg of energy used, our economy produces 3 euros of GDP, against 2 euros of the European average. The growth in waste sorting and recycling, and the organization of virtuous waste management chains has led our country to have, for instance, the highest rate of inert waste recycling, which represent the largest share of waste produced by a country, reaching 76% against 69% of Germany and 61% of France.

In regards to urban waste, Italy is at European average level, ahead of France and Spain but quite far from Germany. Furthermore, thanks to the Consortium system and to the growth in waste sorting, Italy is the EU country which has seen the rate of recycling and recovery packaging grown the most.

# 76% SPECIAL\* WASTE RECYCLING

Special\* waste recycling rate (%) in major European countries and EU28 average, 2012



\* Uses other than private households" Directive 2002/96/EC on Waste Electrical & Electronic Equipment (WEEE)

Source: Eurostat

# 11% ORGANIC PRODUCTION

Certified production in Italy (million euros)

		2013	2014	2014/2013 (%)
AGRIFOOD PRODUCTS	production value	6,220	6,378	+2,5%
	export	2,444	2,762	+13%
WINE	production value	6,650	7,000	+5,5%
	export	4,155	4,339	+4,4%
TOTAL	production value	12,870	13,378	+3,9%
	export	6,599	7,101	+7,6%

Source: Ismea



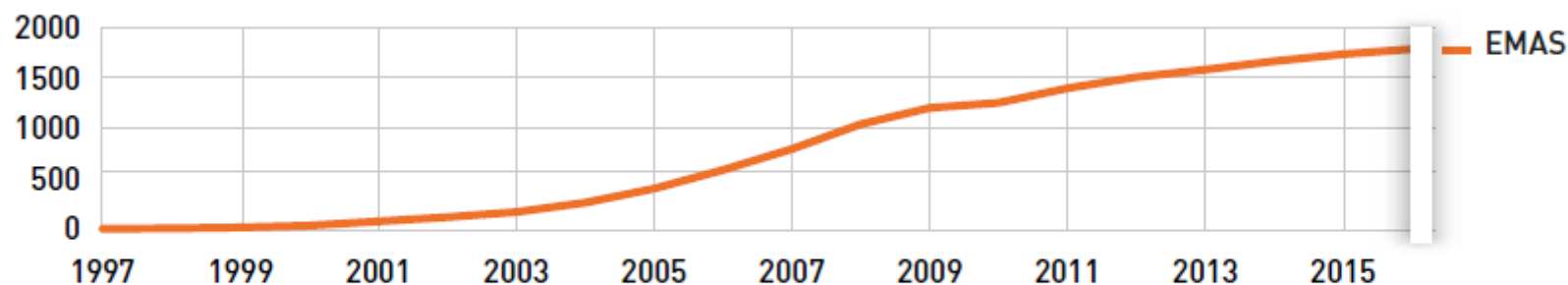
# 25,000 CERTIFIED COMPANIES

ISO 14001 Certifications

<b>1. CINA</b> 114.303	<b>2. JAPAN</b> 26.069	<b>3. ITALY</b> 22.350	<b>4. UK</b> 17.824
---------------------------	---------------------------	---------------------------	------------------------

Source: ISO Survey of Management System Standard Certifications 2015

EMAS Certification granted in Italy



Source: elaborated by Sustainable Development Foundation (using ISPRA data)



XVIII Century



XIX Century



Now



FONDAZIONE  
PER LO SVILUPPO  
SOSTENIBILE

Sustainable Development Foundation



**XVIII Century**



**XIX Century**



**Now**



FONDAZIONE  
PER LO SVILUPPO  
SOSTENIBILE

Sustainable Development Foundation